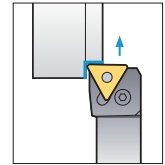
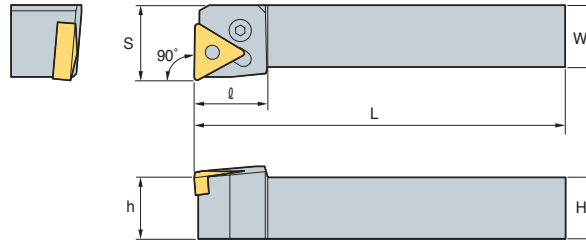


PTFNR/L



TN□□



90°

• R type insert (mm)

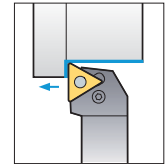
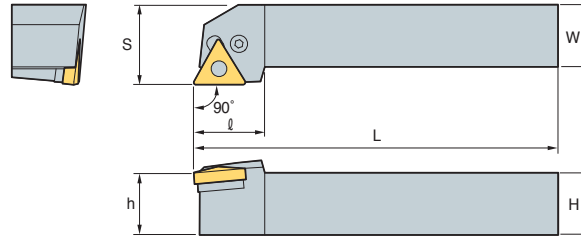
Designation	H	W	L	S	h	ℓ	Insert	Lever	Screw	Shim	Shim Pin	Wrench	Shim Pin Punch
PTFNR/L	1616-H16	16	16	100	20	16	TN□□1604□□	LV3	VHX0617	ST317	SP3	HW25L	LSPS3
	2020-K16	20	20	125	25	20							
	2525-M16	25	25	150	32	25							
	2525-M22	25	25	150	32	25	TN□□2204□□	LV4	VHX0821	ST42	SP4	HW30L	LSPS4
	3232-P22	32	32	170	40	32							
	3232-P27	32	32	170	40	32							
4040-S27	40	40	250	50	40	TN□□2706□□	LV5	VHX0825	ST53	SP5	HW30L	LSPS5	
PTFNR/L	2525-M22N	25	25	150	32	25	TN□□2204□□	LV4N	VHX0820N	ST42N	SP4N	HW30L	LSPS4
	3232-P22N	32	32	170	40	32	TN□□2706□□	LV5AN	VHX0823N	ST53N	SP5N	HW30L	LSPS5
	3232-P27N	32	32	170	40	32							
	4040-S27N	40	40	250	50	40							

➔ Applicable inserts B53~B59

PTGNR/L



TN□□



90°

• R type insert (mm)

Designation	H	W	L	S	h	ℓ	Insert	Lever	Screw	Shim	Shim Pin	Wrench	Shim Pin Punch							
PTGNR/L	1212-F11	12	12	80	16	12	TN□□1103□□	LV2	VHX0509B	-	-	HW20L	-							
	1616-H11	16	16	100	20	16														
	2020-K11	20	20	125	25	20														
	2525-M11	25	25	150	32	25	TN□□1604□□	LV3	VHX0617	ST317	SP3	HW25L	LSPS3							
	1616-H16	16	16	100	20	16														
	2020-K16	20	20	125	25	20														
	2525-M16	25	25	150	32	25														
	3232-P16	32	32	170	40	32														
	2525-M22	25	25	150	32	25								TN□□2204□□	LV4	VHX0821	ST42	SP4	HW30L	LSPS4
	3232-P22	32	32	170	40	32														
3232-P27	32	32	170	40	32															
4040-S27	40	40	250	50	40	TN□□2706□□	LV5	VHX0825	ST53	SP5	HW30L	LSPS5								
PTGNR/L	2525-M22N	25	25	150	32	25	TN□□2204□□	LV4N	VHX0820N	ST42N	SP4N	HW30L	LSPS4							
	3232-P22N	32	32	170	40	32	TN□□2706□□	LV5AN	VHX0823N	ST53N	SP5N	HW30L	LSPS5							
	3232-P27N	32	32	170	40	32														
	4040-S27N	40	40	250	50	40														

➔ Applicable inserts B53~B59