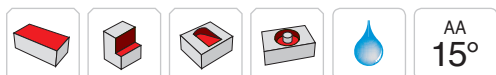
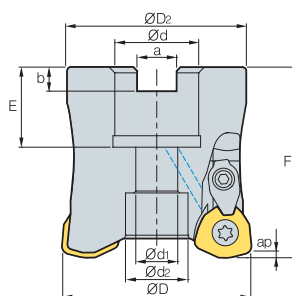


HRMC(M)15



AA
15°
• AR: 7°
• RR: -15°~ -5°

(mm)

Designation	3	4	5	6	6	7	ØD	ØD	Ød	Ød1	Ød2	a	b	E	F	ap	kg	Bolt
HRMC (HRMCM) 15063HR-3	3	4	5	6	6	7	63	60	22.225 (22)	11	17	8.0 (10.4)	5 (6.3)	20 (21)	50	2.5	0.7	SB1035
15080HR-4	4	5	6	6	6	7	80	76	31.75 (27)	18 (13)	26 (20)	12.7 (12.4)	8 (7)	32 (23)	70	2.5	1.7	SB16 (12)45
15100HR-5	5	6	6	6	6	7	100	96	31.75 (32)	18	26	12.7 (14.4)	8 (8)	32 (26)	70	2.5	2.8	SB1645
15100HR-6	6	6	6	6	6	7	100	96	31.75 (32)	18	26	12.7 (14.4)	8 (8)	32 (26)	70	2.5	3.2	SB1645
15125HR-6	6	6	6	6	6	7	125	98	38.1 (40)	22	32	15.9 (16.4)	10 (9)	35 (29)	63	2.5	3.3	SB2040
15160R-7	7	6	6	6	6	7	160	100	50.8 (40)	-	72	19.0 (16.4)	11 (9)	38 (35)	63	2.5	4.3	MBA-M24 (M20)

()Metric size

Available inserts

WDKT-MH



Designation	Cermet		Coated										Uncoated			page			
	CN2000	CN30	NCM325	NC5330	NCM535	NCM545	PC2505	PC2510	PC3600	PC3700	PC6510	PC9530	PC9540	PC5300	PC5400		ST30A	G10	H01
WDKT 150625ZDSR-MH									●	●	●	●		●	●				E27

Available arbors

Designation	HRMDC	HRMDCM
HRMC (HRMCM) 15063HR-3	BT□□-FMA22.225-□□	BT□□-FMC22-□□ SK□□-FMC22-□□
15080HR-4	BT□□-FMA31.75-□□ SK□□-FMA31.75-□□	BT□□-FMC27-□□ SK□□-FMC27-□□
15100HR-5		BT□□-FMC32-□□ SK□□-FMC32-□□
15100HR-6		
15125HR-6	BT□□-FMA38.1-□□ SK□□-FMA38.1-□□	BT□□-FMB40-□□ BT□□-FMC40-□□
15160R-7	BT□□-FMA50.8-□□	SK□□-FMC40-□□

Bolt

Fig. 1

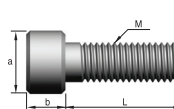
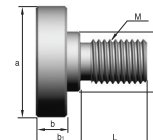


Fig. 2



Designation	Dimensions (mm)							Fig.
	M	a	b	b1	C	L	pitch	
SB1035	M10	16	10	-	-	35	1.5	1
SB1245	M12	18	12	-	-	45	1.75	1
SB1645	M16	24	16	-	-	45	2.0	1
SB2040	M20	30	20	-	-	40	2.5	1
MBA-M20	M20	50	14	20	27	30	2.5	2
MBA-M24	M24	65	14	24	37	36	3.0	2

Parts

Specification					
Ø63-Ø160	FTGA0513-P	CHH5.5R1	CTX0515	CR04	TW20-100

Available inserts E27 Available arbors and bolt E400~E402